

COVID-19 - Aggiornamento alla Settimana 44 (26/10/2020 - 01/11/2020)

| Incremento settimanale    |                      |                           |             |                      |          |               |
|---------------------------|----------------------|---------------------------|-------------|----------------------|----------|---------------|
| POSITIVI AL COVID-19      |                      |                           |             | DIMESSI /<br>GUARITI | DECEDUTI | NUOVI<br>Casi |
| Ricoverati<br>con sintomi | Terapia<br>intensiva | Isolamento<br>domiciliare | Casi attivi |                      |          |               |

|                       |              | a     | b   | c      | d = a+b+c     | e     | f   |        |
|-----------------------|--------------|-------|-----|--------|---------------|-------|-----|--------|
| P.A. Trento           | Settimana 44 | 80    | 5   | 683    | <b>768</b>    | 772   | 16  | 1.556  |
| P.A. Bolzano          | Settimana 44 | 126   | 6   | 2.312  | <b>2.444</b>  | 19    | 19  | 2.482  |
| MOLISE                | Settimana 44 | -2    | 3   | 502    | <b>503</b>    | 63    | 12  | 578    |
| CAMPANIA              | Settimana 44 | 265   | 57  | 18.136 | <b>18.458</b> | 2.424 | 105 | 20.987 |
| MARCHE                | Settimana 44 | 149   | 19  | 2.829  | <b>2.997</b>  | 349   | 18  | 3.364  |
| BASILICATA            | Settimana 44 | 33    | 6   | 543    | <b>582</b>    | 66    | 5   | 653    |
| TOSCANA               | Settimana 44 | 392   | 62  | 12.200 | <b>12.654</b> | 2.597 | 101 | 15.352 |
| FRIULI VENEZIA GIULIA | Settimana 44 | 68    | 15  | 2.266  | <b>2.349</b>  | 710   | 24  | 3.083  |
| SARDEGNA              | Settimana 44 | 37    | 9   | 1.578  | <b>1.624</b>  | 404   | 43  | 2.071  |
| SICILIA               | Settimana 44 | 357   | 37  | 4.375  | <b>4.769</b>  | 1.097 | 90  | 5.956  |
| VALLE d'AOSTA         | Settimana 44 | 98    | 10  | 631    | <b>739</b>    | 90    | 21  | 850    |
| CALABRIA              | Settimana 44 | 55    | 3   | 1.291  | <b>1.349</b>  | 160   | 11  | 1.520  |
| LAZIO                 | Settimana 44 | 579   | 39  | 12.673 | <b>13.291</b> | 1.113 | 131 | 14.535 |
| LOMBARDIA             | Settimana 44 | 1.920 | 187 | 39.985 | <b>42.092</b> | 7.542 | 354 | 49.988 |
| LIGURIA               | Settimana 44 | 384   | 22  | 2.272  | <b>2.678</b>  | 3.525 | 90  | 6.293  |
| EMILIA-ROMAGNA        | Settimana 44 | 510   | 44  | 9.535  | <b>10.089</b> | 688   | 86  | 10.863 |
| PUGLIA                | Settimana 44 | 129   | 30  | 4.001  | <b>4.160</b>  | 528   | 68  | 4.756  |
| PIEMONTE              | Settimana 44 | 1.243 | 85  | 13.209 | <b>14.537</b> | 2.453 | 135 | 17.125 |
| ABRUZZO               | Settimana 44 | 146   | 14  | 2.388  | <b>2.548</b>  | 385   | 40  | 2.973  |
| UMBRIA                | Settimana 44 | 80    | 17  | 2.718  | <b>2.815</b>  | 807   | 30  | 3.652  |
| VENETO                | Settimana 44 | 247   | 61  | 14.134 | <b>14.442</b> | 385   | 89  | 14.916 |

|        |              |       |     |         |                |        |       |         |
|--------|--------------|-------|-----|---------|----------------|--------|-------|---------|
| ITALIA | Settimana 44 | 6.896 | 731 | 148.261 | <b>155.888</b> | 26.177 | 1.488 | 183.553 |
|--------|--------------|-------|-----|---------|----------------|--------|-------|---------|

|       |  |       |      |         |         |        |       |         |
|-------|--|-------|------|---------|---------|--------|-------|---------|
| somma |  | 6.896 | 731  | 148.261 | 155.888 | 26.177 | 1.488 | 183.553 |
|       |  | VERO  | VERO | VERO    | VERO    | VERO   | VERO  | VERO    |

| Incremento settimanale    |                      |                           |             |                      |          |               |
|---------------------------|----------------------|---------------------------|-------------|----------------------|----------|---------------|
| POSITIVI AL COVID-19      |                      |                           |             | DIMESSI /<br>GUARITI | DECEDUTI | NUOVI<br>Casi |
| Ricoverati<br>con sintomi | Terapia<br>intensiva | Isolamento<br>domiciliare | Casi attivi |                      |          |               |

| % Casi attivi / Max | % sospetto diagnostico / Casi testati | % screening / Casi testati | % casi positivi / Casi testati | % Casi Totali/ Popolaz. | % Decessi/ Popolaz. | % Totale attualmente positivi / Popolaz. |
|---------------------|---------------------------------------|----------------------------|--------------------------------|-------------------------|---------------------|------------------------------------------|
|---------------------|---------------------------------------|----------------------------|--------------------------------|-------------------------|---------------------|------------------------------------------|

|       |        |        |        |       |        |        |
|-------|--------|--------|--------|-------|--------|--------|
| 0,19% | 26,34% | 19,35% | 45,68% | 1,74% | 0,082% | 0,392% |
| 0,00% | 29,43% | 0,00%  | 29,43% | 1,73% | 0,061% | 1,092% |
| 0,00% | 12,77% | 0,02%  | 12,80% | 0,58% | 0,013% | 0,339% |
| 0,00% | 25,14% | 0,31%  | 25,45% | 1,02% | 0,012% | 0,808% |
| 0,00% | 26,16% | 1,22%  | 27,38% | 0,96% | 0,066% | 0,437% |
| 0,00% | 3,98%  | 3,22%  | 7,19%  | 0,41% | 0,009% | 0,280% |
| 0,00% | 19,61% | 4,00%  | 23,61% | 1,25% | 0,036% | 0,801% |
| 0,00% | 22,90% | 4,19%  | 27,09% | 0,92% | 0,033% | 0,441% |
| 0,00% | 3,74%  | 7,20%  | 10,94% | 0,59% | 0,014% | 0,386% |
| 0,00% | 11,49% | 7,42%  | 18,91% | 0,45% | 0,010% | 0,303% |
| 0,00% | 37,05% | 7,49%  | 44,55% | 2,66% | 0,137% | 1,513% |
| 0,00% | 0,24%  | 7,72%  | 7,96%  | 0,27% | 0,006% | 0,171% |
| 0,00% | 2,32%  | 8,41%  | 10,73% | 0,83% | 0,021% | 0,612% |
| 0,00% | 21,90% | 9,64%  | 31,54% | 2,03% | 0,175% | 0,895% |
| 0,00% | 27,15% | 9,91%  | 37,06% | 1,87% | 0,114% | 0,557% |
| 0,00% | 9,90%  | 10,33% | 20,23% | 1,29% | 0,104% | 0,559% |
| 0,00% | 3,81%  | 12,19% | 16,00% | 0,47% | 0,018% | 0,296% |
| 0,00% | 6,82%  | 15,41% | 22,23% | 1,65% | 0,100% | 0,783% |
| 0,00% | 2,66%  | 18,73% | 21,39% | 0,84% | 0,042% | 0,502% |
| 0,00% | 4,98%  | 22,09% | 27,08% | 1,23% | 0,015% | 0,811% |
| 0,00% | 2,61%  | 36,16% | 38,77% | 1,21% | 0,049% | 0,640% |

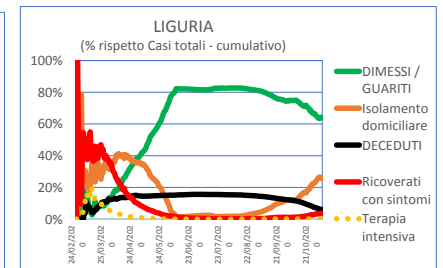
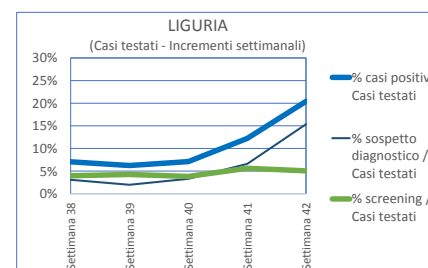
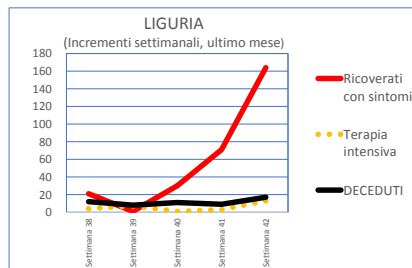
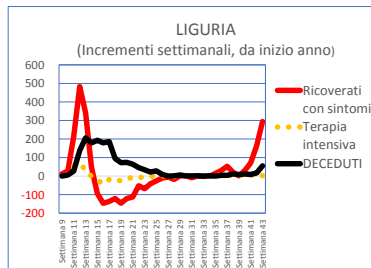
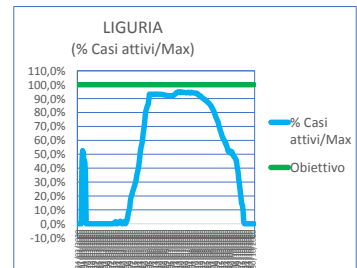
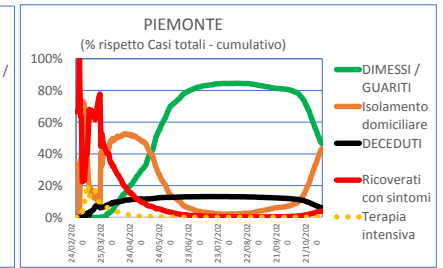
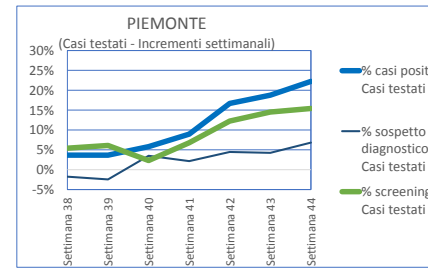
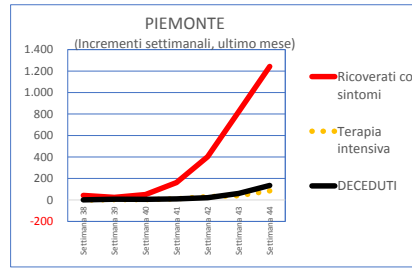
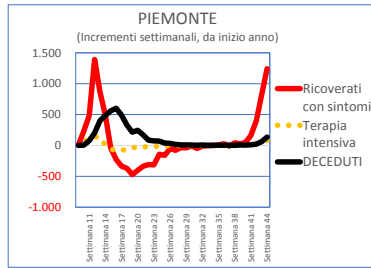
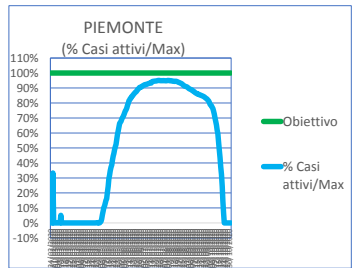
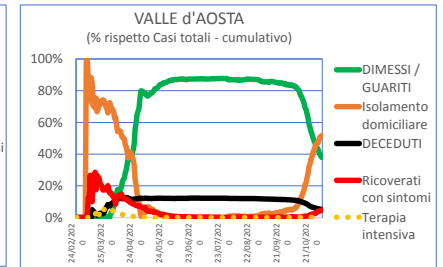
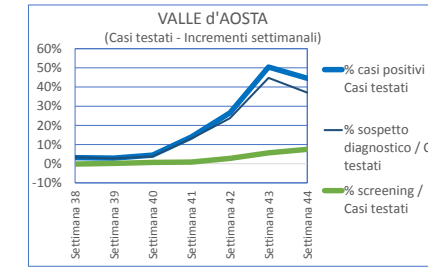
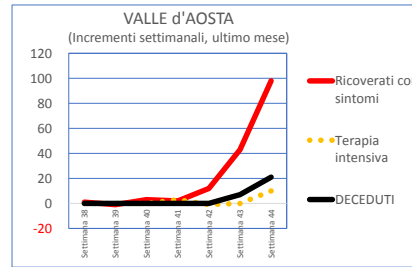
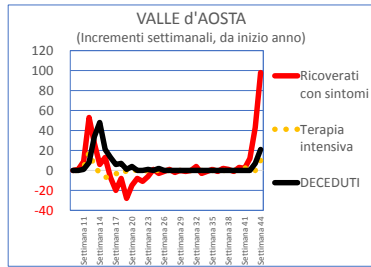
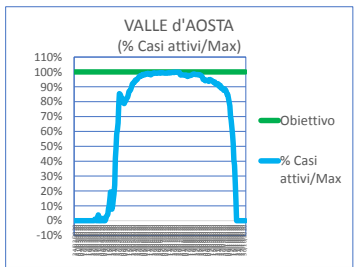
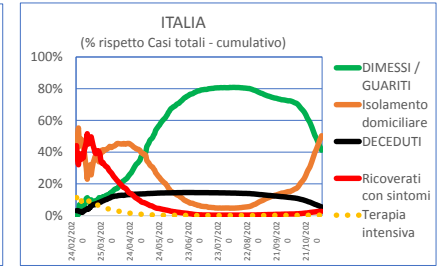
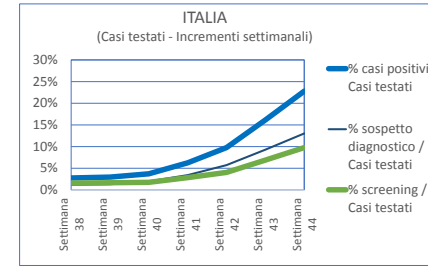
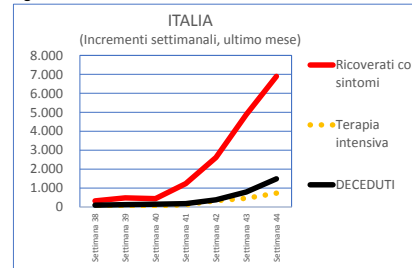
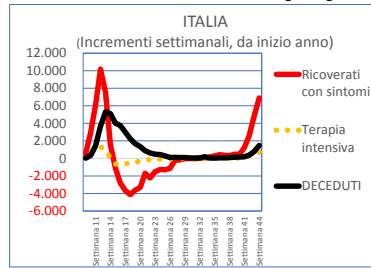
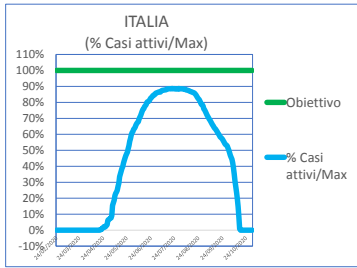
|      |        |       |        |       |        |        |
|------|--------|-------|--------|-------|--------|--------|
| 0,0% | 13,03% | 9,77% | 22,79% | 1,17% | 0,064% | 0,624% |
|------|--------|-------|--------|-------|--------|--------|

| % Casi attivi / Max | % sospetto diagnostico / Casi testati | % screening / Casi testati | % casi positivi / Casi testati | % Casi Totali/ Popolaz. | % Decessi/ Popolaz. | % Totale attualmente positivi / Popolaz. |
|---------------------|---------------------------------------|----------------------------|--------------------------------|-------------------------|---------------------|------------------------------------------|
|---------------------|---------------------------------------|----------------------------|--------------------------------|-------------------------|---------------------|------------------------------------------|

pagina vuota

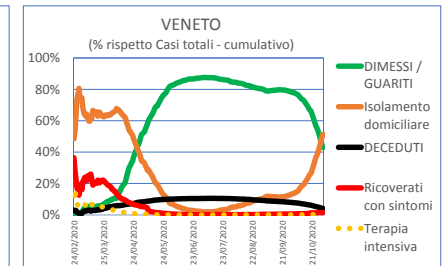
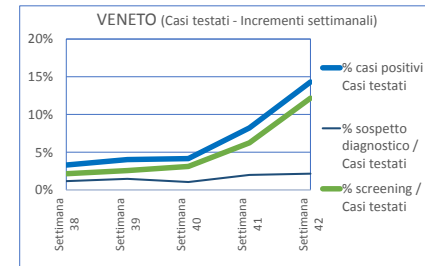
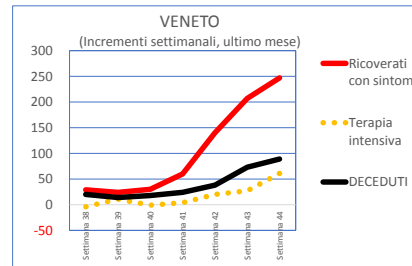
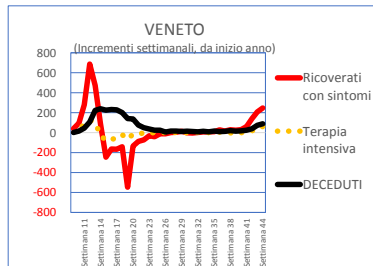
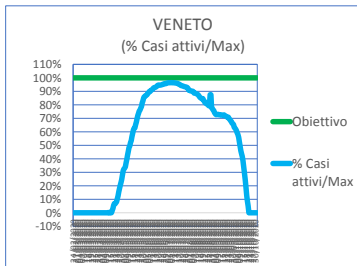
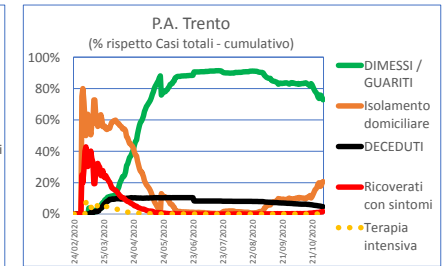
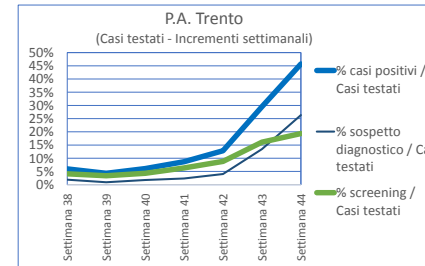
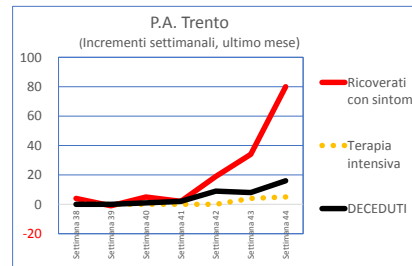
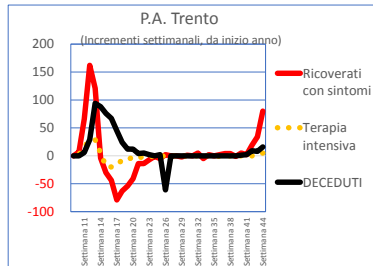
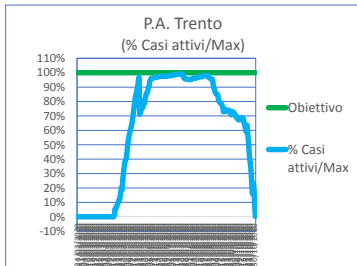
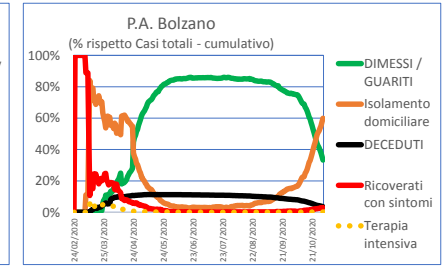
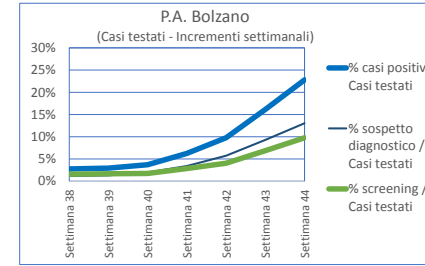
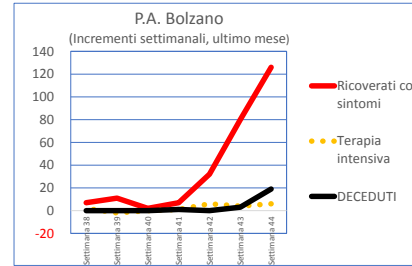
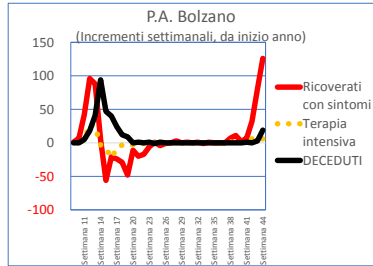
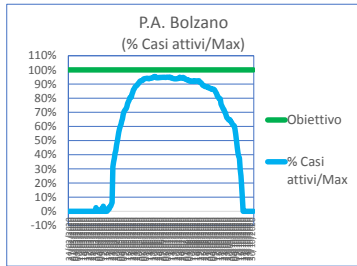
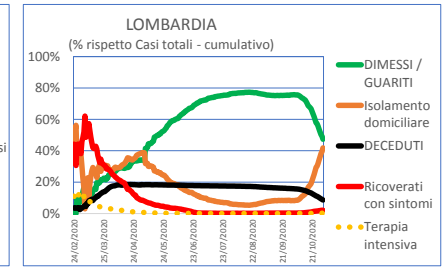
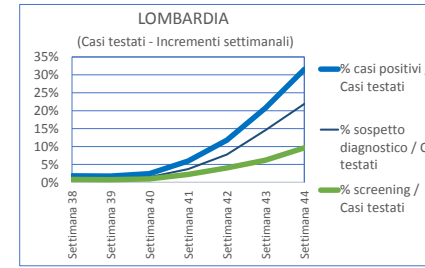
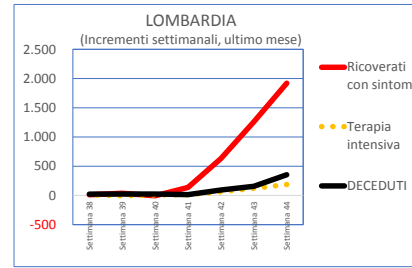
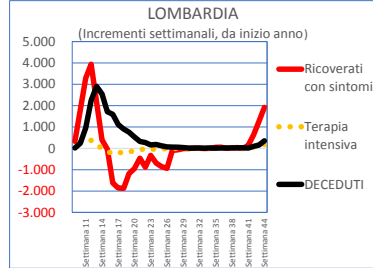
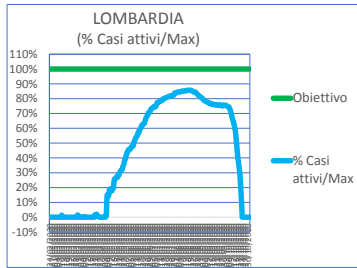
Attenzione: le SCALE VERTICALI di ogni Regione non sono uguali !!

Incrementi/decrementi settimanali: per la più recente, se non è terminata, è una STIMA sui primi giorni disponibili



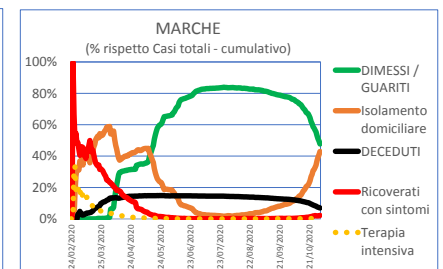
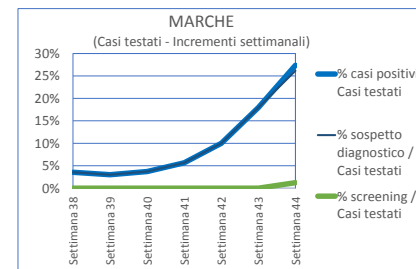
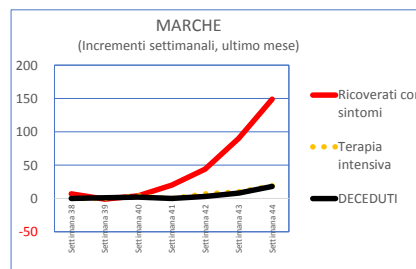
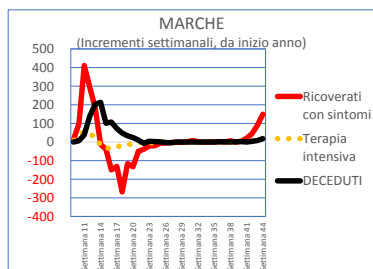
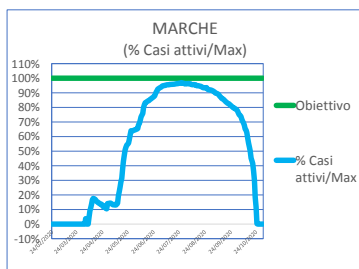
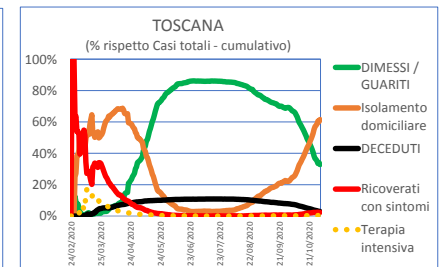
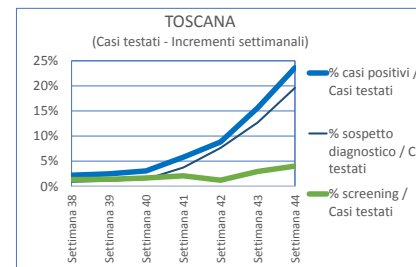
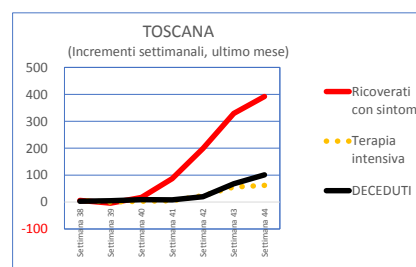
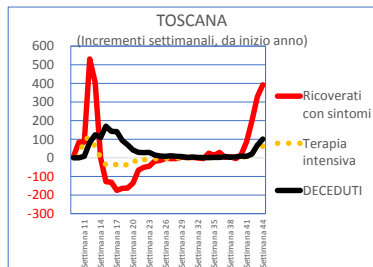
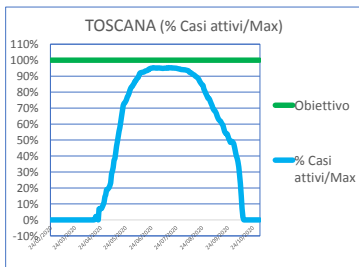
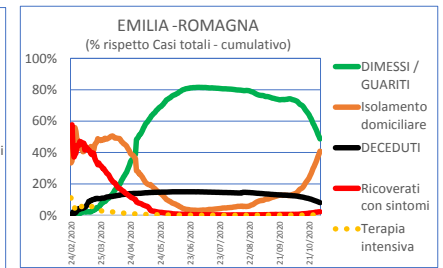
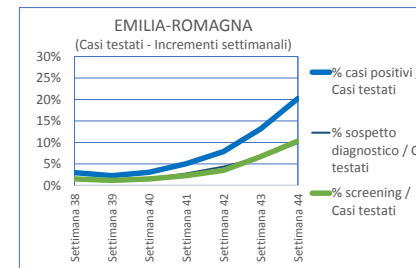
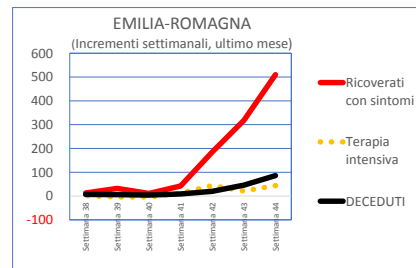
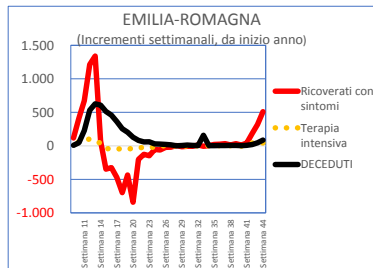
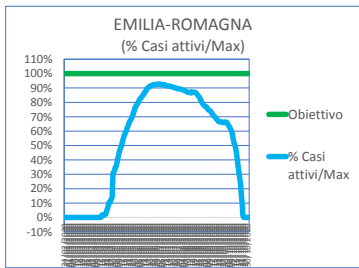
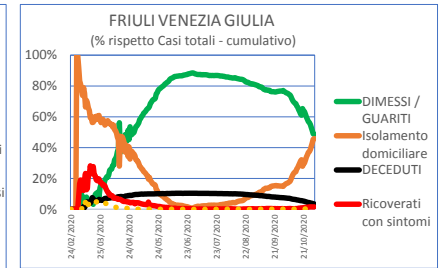
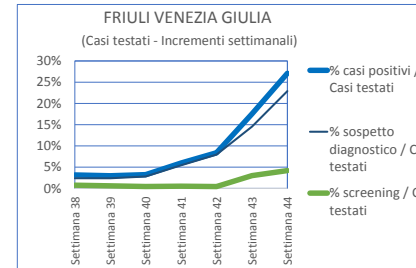
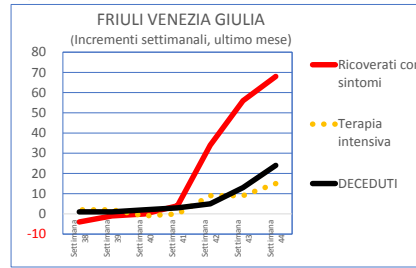
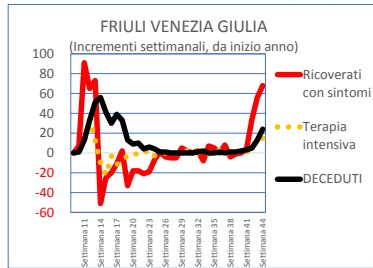
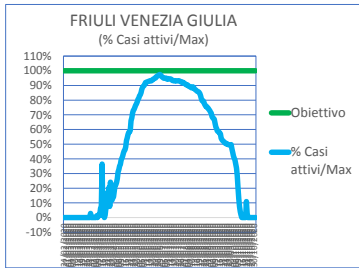
Attenzione: le SCALE VERTICALI di ogni Regione non sono uguali !!

Incrementi/decrementi settimanali: per la più recente, se non è terminata, è una STIMA sui primi giorni disponibili!



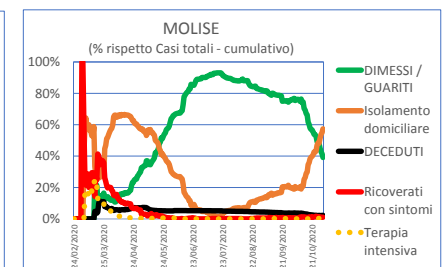
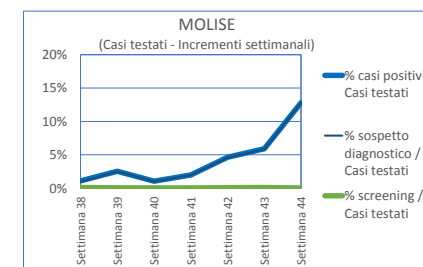
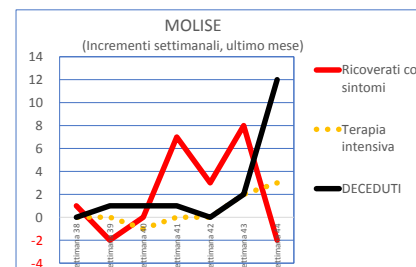
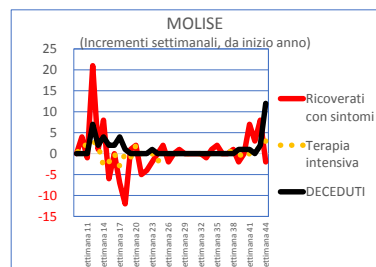
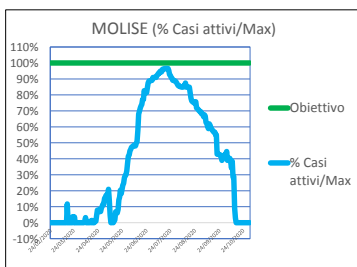
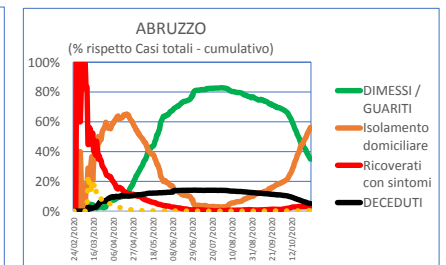
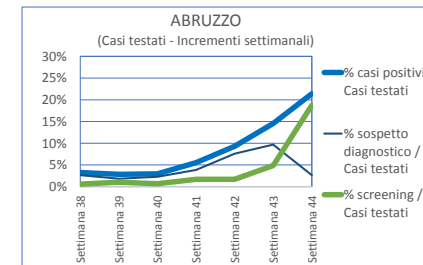
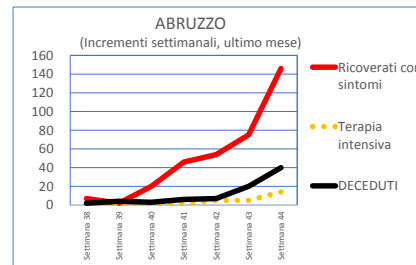
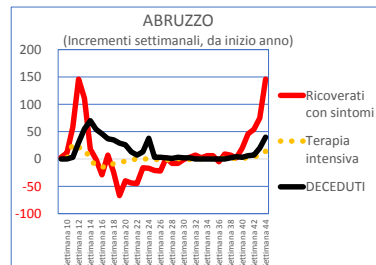
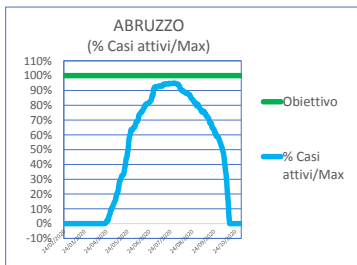
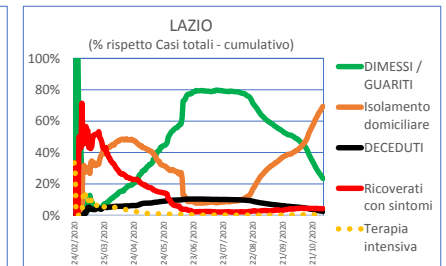
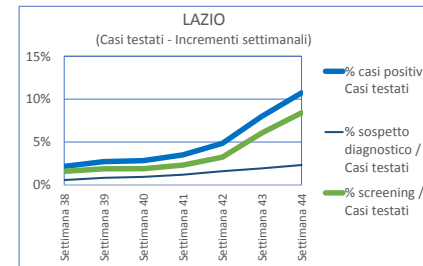
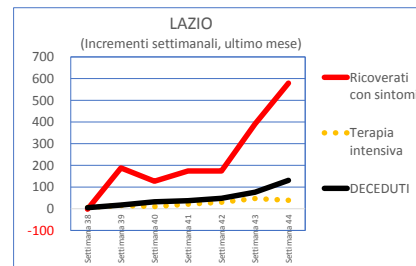
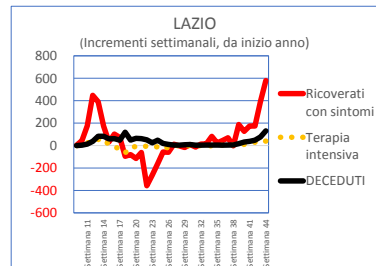
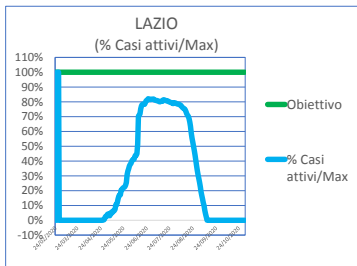
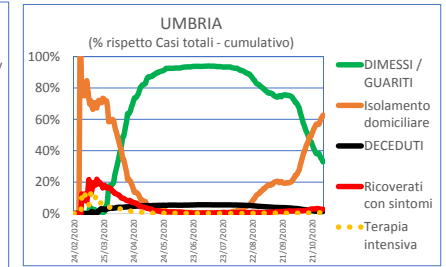
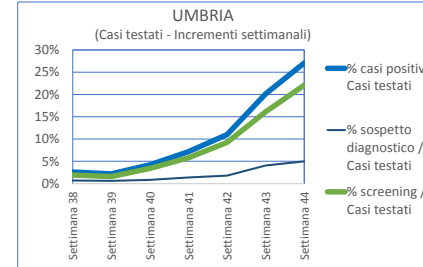
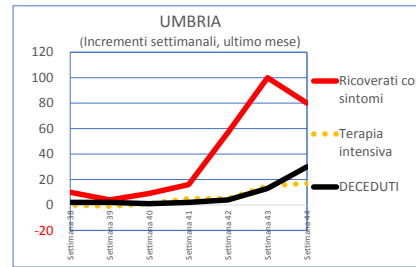
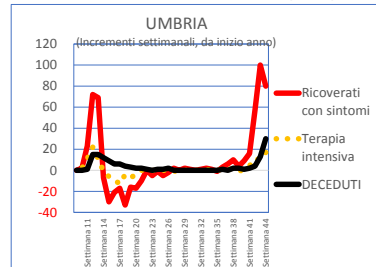
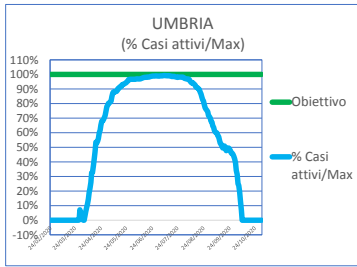
Attenzione: le SCALE VERTICALI di ogni Regione non sono uguali !!

Incrementi/decrementi settimanali: per la più recente, se non è terminata, è una STIMA sui primi giorni disponibili!



Attenzione: le SCALE VERTICALI di ogni Regione non sono uguali !!

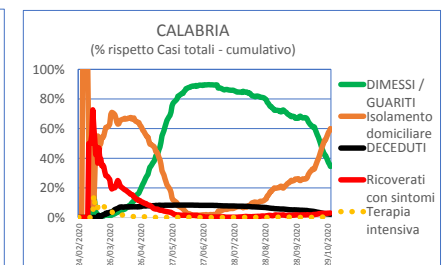
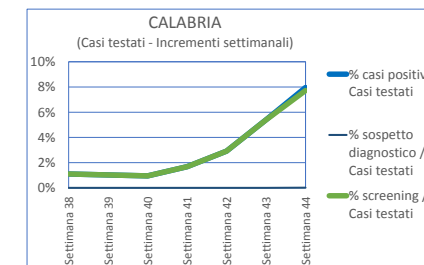
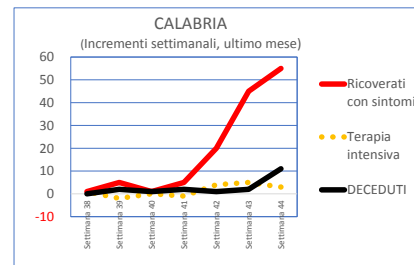
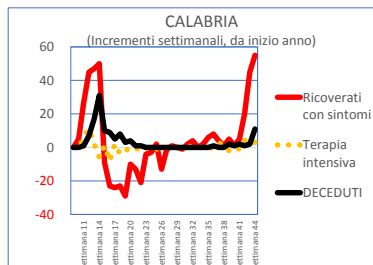
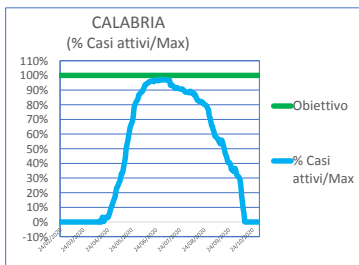
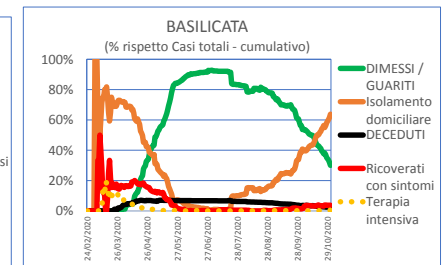
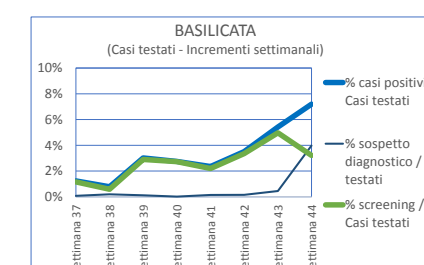
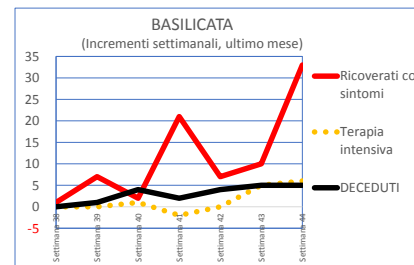
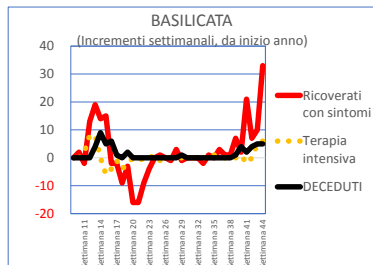
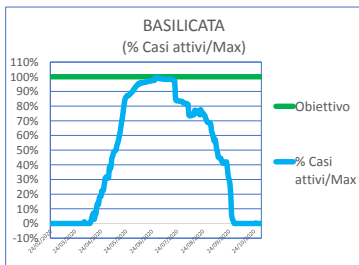
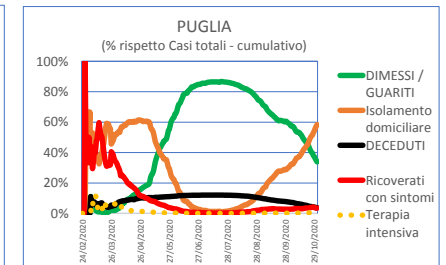
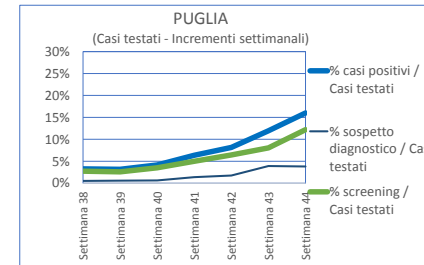
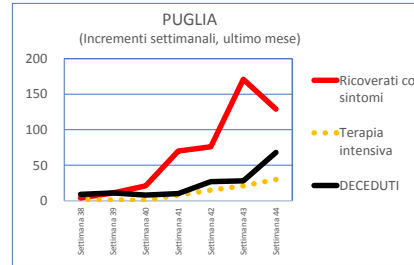
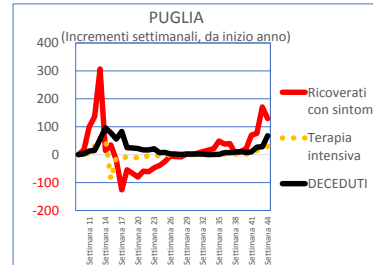
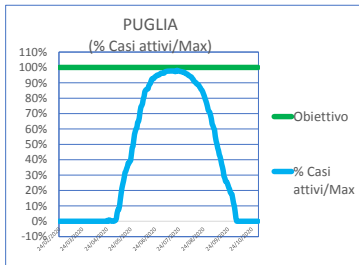
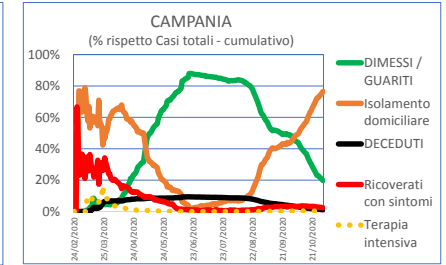
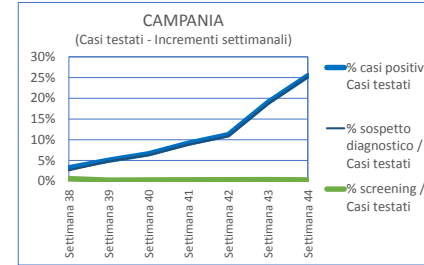
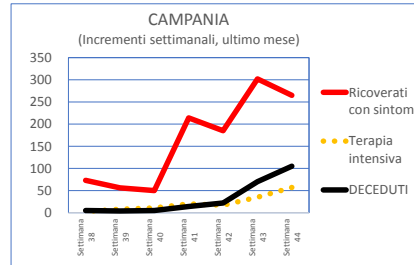
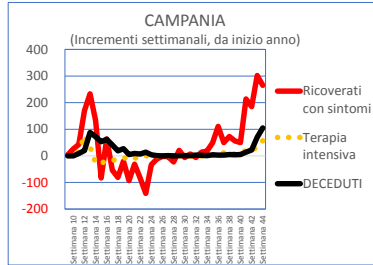
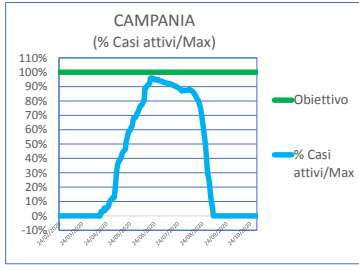
Incrementi/decrementi settimanali: per la più recente, se non è terminata, è una STIMA sui primi giorni disponibili



# COVID-19 - Aggiornamento alla Settimana 44 (26/10/2020 - 01/11/2020)

Attenzione: le SCALE VERTICALI di ogni Regione non sono uguali !!

Incrementi/decrementi settimanali: per la più recente, se non è terminata, è una STIMA sui primi giorni disponibili)



Attenzione: le SCALE VERTICALI di ogni Regione non sono uguali !!

Incrementi/decrementi settimanali: per la più recente, se non è terminata, è una STIMA sui primi giorni disponibili

